

EZ Category Discounts

Purpose

Cs-cart provides quantity pricing on individual products. But have you ever wanted to provide discounts based on the total number of items purchased for products within a category?

If so, this addon is for you. Similar to the standard item quantity discount pricing, you can set discounts on total number of products in the user's cart from a category based on their usergroup.

So you might create a hidden category of products that you want to offer your wholesale customers additional discounts if they order more than 10 items that are part of that category. You'd simply setup a discount setting of:

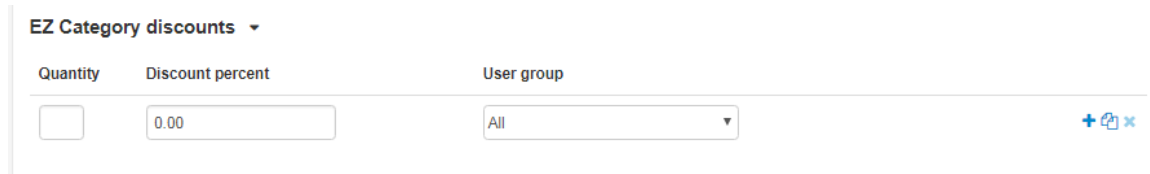
- Quantity 10, discount 5%, group wholesale
- Quantity 20, discount 7%, group wholesale
- Quantity 50, discount 10%, group wholesale

These discounts are in **addition** to any quantity discounts on the individual products and in **addition** to any promotions that are applied. They are calculated each time the cart is recalculated and the discounted amounts are added to the 'Including discounts' area of the cart and order details. A notification is displayed to the customer that a discount has been applied to the total number of eligible products for a savings of \$XX.

To be eligible, a product only has to be in a configured category, the customer does not have to purchase it from that category. Full sub-category support is provided so you can have one set of discounts on a parent category and a different set of discounts on any sub-categories.

Screen Shots

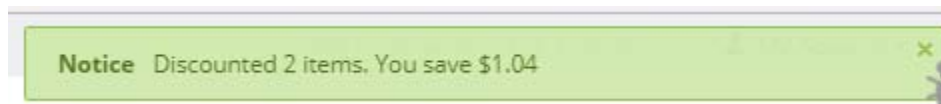
Admin category detail page Add-ons tab









The screenshot shows the 'EZ Category discounts' configuration interface. It features a table with three columns: 'Quantity', 'Discount percent', and 'User group'. The 'Quantity' column has an empty input field. The 'Discount percent' column has an input field containing '0.00'. The 'User group' column has a dropdown menu with 'All' selected. To the right of the table is a '+ Add' button with a plus sign and a close 'x' icon.

Quantity	Discount percent	User group
<input type="text"/>	<input type="text" value="0.00"/>	<input type="text" value="All"/>

Notification customer sees when eligible items are added to the cart.



Example cart page (order details are similar):

Product	Unit price	Quantity	Total price	
 B.B. King - Original Greatest Hits CD  CODE: Y0199F6AC6 <input type="text" value="Discount"/>	\$25.46	2  	\$50.92	
<input type="text" value="Gift certificate or promo code"/> <input type="button" value="Apply"/>			Subtotal	\$50.92
<div><p>Coupon "tb-test" </p><p>Applied promotions</p><p>\$2 coupon test</p></div>			Shipping cost	 CALCULATE
			Including discount	-\$9.04
			Taxes	
			VAT (10% included)	\$4.72
			Total cost	\$50.92

Installation

Installation is as automatic as possible.

A download link will be enabled following capture of your payment. You will be emailed with the link to download the archive. Upon receipt of your order we may contact you to verify the Domain Name you submitted with the order and to send you the license key. This addon is licensed software. Failure to enter the license key and/or if the key does not match the domain where the addon is being used will cause the addon to be disabled. Please contact us if you encounter any problems if you feel you've entered the license key correctly and the domain name is accurate.

Installation Steps

1. After downloading the archive, click the '+' (plus sign) icon on the Addons/Manage Addons page. This will prompt you to install the addon from the link provided or from your local copy on your computer.
2. Click the *edit* Manage link beside the EZ Category Discounts addon and configure the settings you want. Be sure to enter the license key we sent you **exactly**. Then click Save.
This will kick-off the internal installation of the addon. You should see a green notification message indicating that language variables were installed successfully.
3. Click Save.
4. You should now see **Import cost based prices** in the **Add-ons menu**.

The installation is now complete.

Customization

There are no customizations available for this add-on.

Contact Us

If you have any difficulty you can contact us via one of the following contact points:

- Email – support@ez-ms.com
- Ticket System – helpdesk@ez-ms.com
- Phone – (503) 906-3563

We will do our best to ensure you are satisfied.